

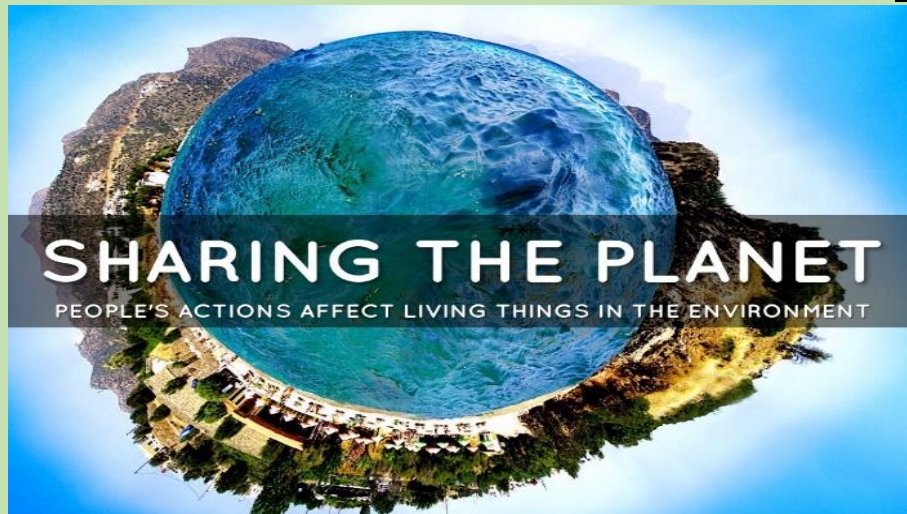


Introductory Letter 2021-22

Theme-3 Sharing the Planet

Grade – 2

16<sup>th</sup> August 2021



Dear Parents,

With great enthusiasm and confidence we begin T.D. theme of Primary Years Program- **Sharing the Planet**. Parents and teachers are guiding light in the student's life. When we work together, it sends the message that, "We're together in this" and "Together we can". Therefore, it is vital that we share planning for the students' instructional need. A positive relationship between us will help child feel good about his/her learning.

	<h2>Human choices support the earth's resources</h2>
<p><b>LINES OF INQUIRY</b></p> 	<ul style="list-style-type: none"><li>➤ Need of resources in day to day life</li><li>➤ The impact of people's choices on the natural resources</li><li>➤ Ways in which Earth's resources can be used wisely</li></ul>

	<ul style="list-style-type: none"> <li>➤ <b>PERSPECTIVE</b> – Learners will explore importance of natural resources and cultivate idea to conserve them.</li> <li>➤ <b>CHANGE</b> - An individual can bring in change- to support the earth’s resources by practicing right choices.</li> <li>➤ <b>RESPONSIBILITY</b> – Will learn to conduct responsibly to preserve earth’s resources.</li> </ul>
	<ul style="list-style-type: none"> <li>➤ <b>Inquirer</b> – Learners will explore importance of resources need to conserve them.</li> <li>➤ <b>Caring</b> – Learners will inculcate the caring attitude towards mother earth and its resources.</li> </ul>
	<ul style="list-style-type: none"> <li>➤ <b>Thinking skills</b> – Learners will develop thinking skills and logically think about how resources can be conserved for the future generations.</li> <li>➤ <b>Research skills</b> –They will investigate various renewable and non-renewable resources and explore wise ways to conserve resources.</li> </ul>
	<p>Language, Science, Math, Art, Music, Dance.</p>
<p><b>Suggested websites -</b></p>	<p><b>education.com, newspathworksheet.com, <a href="http://www.twinkl.co.uk">www.twinkl.co.uk</a>, turtle.com</b></p>

Ways you can support

- Discuss with the child about the inquiry process.
- Encourage him/her to take suitable actions [e.g. switching off the lights and fans when not in use, turn off the tap while rubbing your hands]
- You are welcome to report any responsible action taken by your ward as an outcome of his/her learning. We would like to appreciate him/her in the class for such action. We look forward for your support and feedback to make learning enjoyable and successful for our learners.

**Thank You**

**GRADE-2**

**Assignment 22**

**Date: Monday, August 16, 2021**

**English:**

**Day 1**

Ready story 8 – The song of the train from reader

**Homework**

Read story

**Day 2**

Write vocabulary in notebook and do book exercise on pg. 70 & 71 (Q.A & B) .

**Homework**

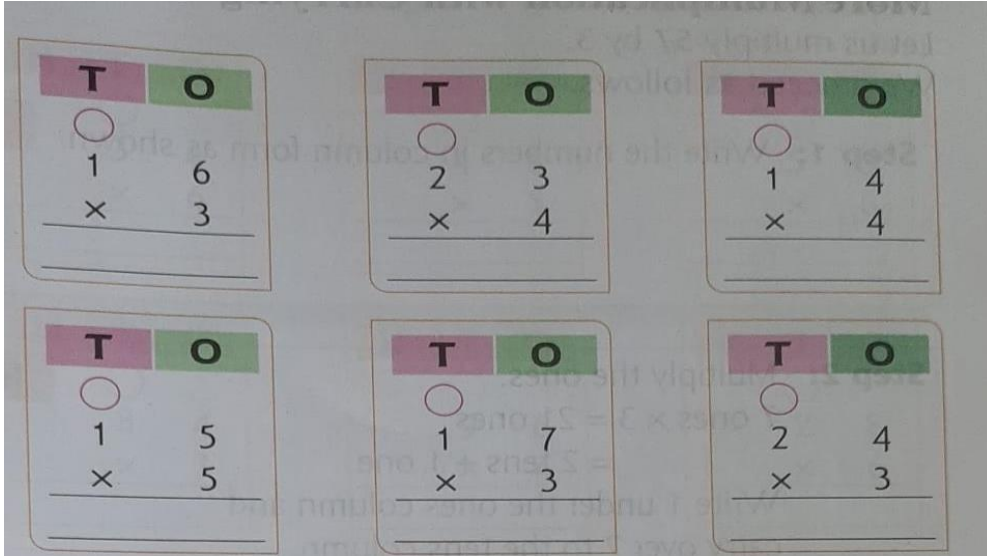
Learn vocabulary

## Maths:

### Day 1

Watch the video to understand the concept of 2 digit multiplication with regrouping

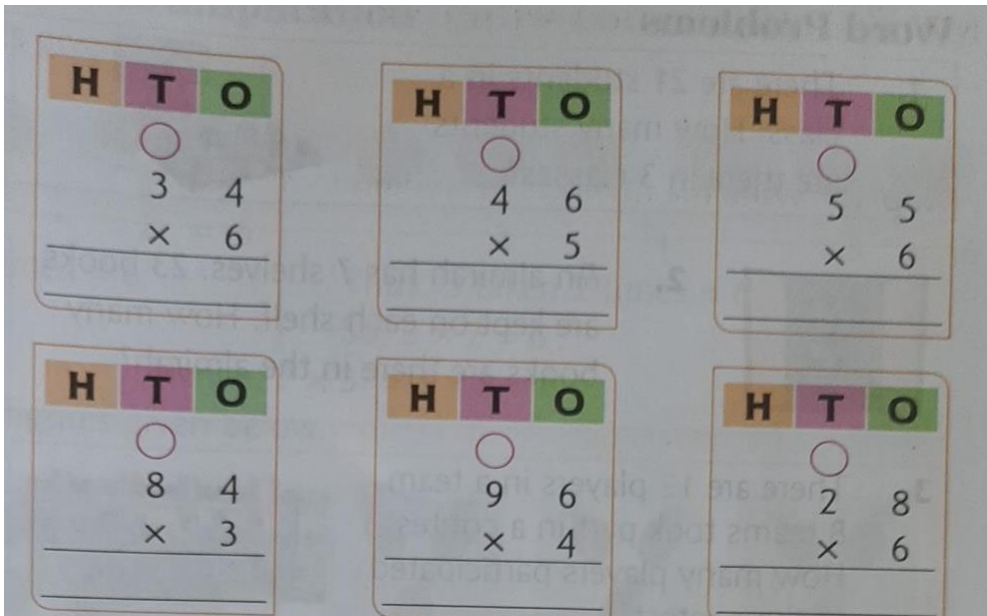
<https://www.youtube.com/watch?v=j-I9A9M3aDY>



### Homework

- Revise tables 2 to 9
- Complete exercise 6D in book

### Day 2



### Homework

- Revise tables 2 to 9

## Hindi:

Day 1

पाठ -४

**इब्नबतूता**

शब्दों के अर्थ लिखें-

(क) तूफ़ान - \_\_\_\_\_

(ख) मोची- \_\_\_\_\_

(ग) दुकान - \_\_\_\_\_

प्रश्नों के उत्तर लिखें-

(क) जूता पहन कर कौन निकल पड़े ?

\_\_\_\_\_

(ख) जूता उड़ते-उड़ते कहाँ पहुँचा ?

\_\_\_\_\_

गृहकार्य

- कविता को एक कहानी के रूप में सुनाते हुए एक वीडियो बनाएँ।

पाठ-५

गटरू गधा

- दिए गए वीडियो को देखें, और समझें -

<https://youtu.be/rHzkJ6cc9oU>

कक्षा में कहानी पठन कराया जायेगा ।

पता लगाओ 🔍

थोड़ी सी रुई और एक चम्मच नमक को अलग-अलग पानी से भरी कटोरी में डालो और देखो, क्या होता है ।

गृहकार्य

व्यापारी	पीठ	बाज़ार	मालिक
खरीदा	रास्ते	घसीटता	फिसलकर
खुश	बोझ	जान-बूझकर	घुल
चालाकी	नुकसान	सिखाऊँगा	पहुँचकर
रुई	धीरे-धीरे		

गटरू गधा

शब्दों के अर्थ लिखिए

(क) अचानक - \_\_\_\_\_

(ख) बोझ- \_\_\_\_\_

(ग) व्यापारी- \_\_\_\_\_

(घ) सामान- \_\_\_\_\_

(ङ) जान-बूझकर - \_\_\_\_\_

एक शब्द में उत्तर लिखिए -

(क) व्यापारी के पास क्या था? \_\_\_\_\_

(ख) गटरू कहाँ गिरा? \_\_\_\_\_

(ग) अगली बार गटरू के ऊपर क्या लादा गया? \_\_\_\_\_

(घ) पानी में भीगकर रुई कैसी हो गई? \_\_\_\_\_

(ङ) गटरू कैसा था? \_\_\_\_\_

“रु” और “रू” के दो-दो शब्द लिखिए -

(रु) - रुई , \_\_\_\_\_ , \_\_\_\_\_

(रू) - रूप , \_\_\_\_\_ , \_\_\_\_\_

गृहकार्य

पुस्तक में पृष्ठ ३७, ३८ का बचा हुआ कार्य पूरा करें -

## Unwrapping of the theme



Create theme page

Provocation- What all things do we share and with whom?

\*\*\*\*\*



## **Day 2**

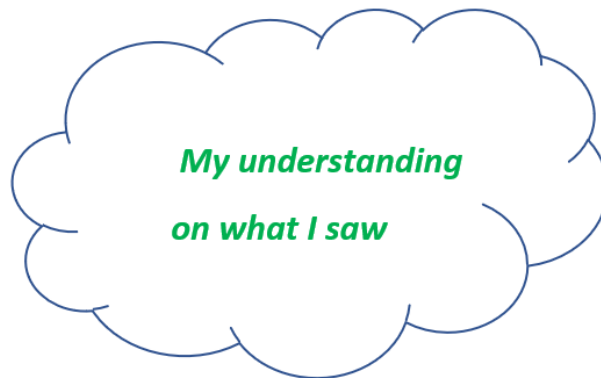
Unwrapping of Central Idea- Human choices support earth's resources

Brain storming activity

<https://www.youtube.com/watch?v=WfGMYdalCIU&feature=youtu.be>

Watch the video and reflect your understanding

### **Task -1**



Word search - Resources

## **GK:**

### **Fill in the blanks**

1. ....is our prime minister.
2. ....is president of India.
3. ....is the chief minister of Rajasthan.
4. ....is the home minister of India.
5. There can be only ..... prime minister in a country.
6. Every ..... has its own chief minister.
7. Elections are held in every ..... years.
8. Person of age .....years has right to vote.
9. India is a .....country.
10. Every child in India has ..... of education.

#### **Help Box**

right

Mr. Narendra Modi

one / 1

Mr. Amit Shah

Mr. Ashok Gehlot

democratic

five / 5

state

18

Mr. Ram Nath Kovind

## **Music:**

देश मेरा यह सबसे न्यारा  
कितना सुंदर कितना प्यारा

झर झर करते निर्मल झरने  
गीत खुशी के गाएं  
सर सर करती हवा चले तो  
पेड़ खड़े लहराए

बारी बारी ऋतुएं आती  
अपनी छटा दिखलाती  
फल फलो से भरे बगीचे  
चिड़िया मीठे गीत सुनती

## **PE:**

**Task:** - Watch the video and Practice Breathing Exercises

[https://youtu.be/\\_y4cn55v3n4](https://youtu.be/_y4cn55v3n4)